



PROGRAMA DE FORMACIÓN
DOCENTE DE LA UNIVERSIDAD
MIGUEL HERNÁNDEZ.

Desarrollo de aplicaciones móviles
para la docencia universitaria

abril 2013

A.3. Ejemplo de aplicaciones útiles para la docencia



DOS TIPOS DE APLICACIONES

1. Aplicaciones genéricas

- Apps de redes sociales para comunicación con los alumnos.

- Facebook.
- Twitter.
- LinkedIn.



- Apps para gestionar contenidos docentes.

- Wordpress.
- Blogger.



- Apps para compartir documentos.

- Dropbox.



2. Aplicaciones específicas para un área o asignatura concreta

- Cientos de miles de apps en los markets de Android e iOS.
- Mostramos algunos ejemplos...

MATEMÁTICAS: FUNCTION INSPECTOR



f(x) \vec{a} \neq

Enter function:

X $f_1(x) = x + a \cdot \sin(a \cdot x) - \ln(x) - b$

X $f_2(x) = -(x + a \cdot \sin(a \cdot x) - \ln(x)) + b$

X $f_3(x) =$

A graph showing three functions: $f_1(x)$ (red), $f_2(x)$ (green), and $f_3(x)$ (blue). The x-axis ranges from 0 to 10, and the y-axis ranges from 0 to 10. The red curve starts at (0,0) and increases. The green curve starts at (0,10) and decreases. The blue curve starts at (0,0) and increases.

7 8 9 + (X

4 5 6 -) a π

1 2 3 * sqrt b e

. 0 x / ^ c ↓

Trace $x = 5.06\pi$

$f_1(x) = 4.40$
 $f_2(x) = -4.40$

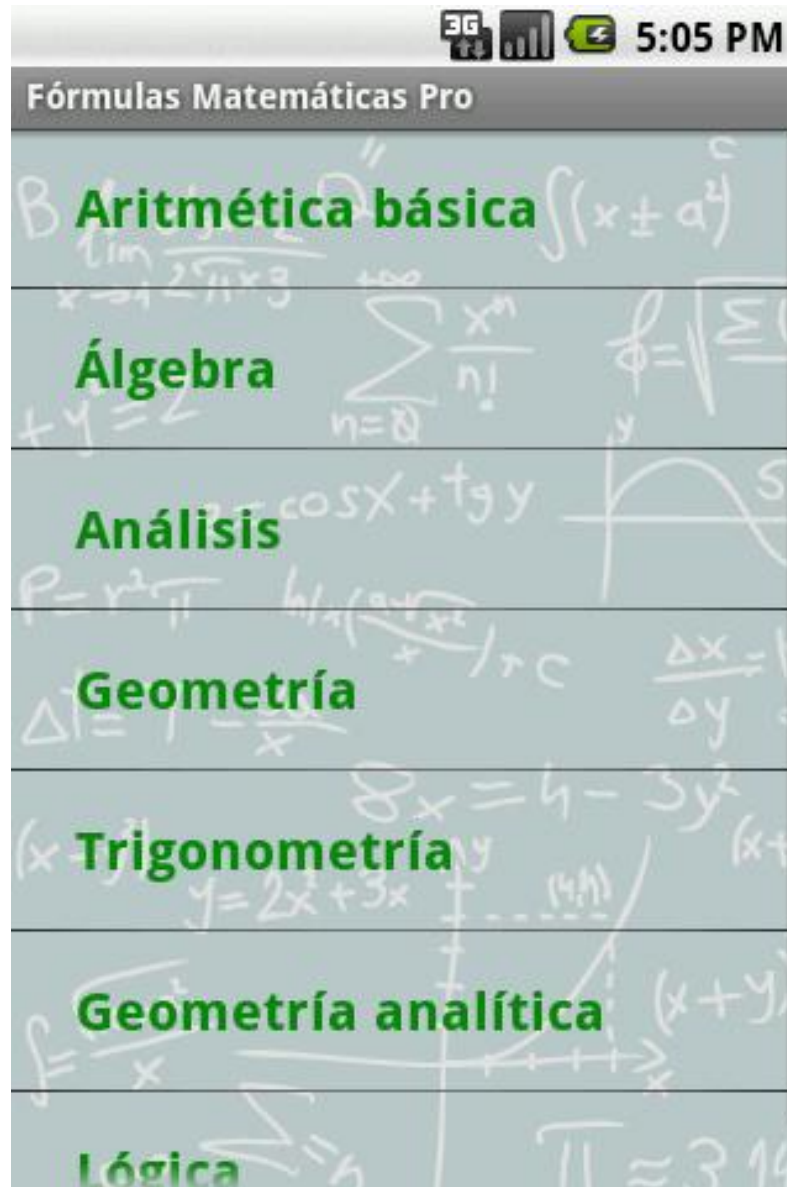
$f_1(x) = 0.51$
 $f_2(x) = -0.51$

A graph showing the trace of the functions. The x-axis ranges from 0 to 12, and the y-axis ranges from -10 to 30. The red curve is at $y = 4.40$ and the green curve is at $y = -4.40$ at $x = 5.06\pi$. The blue curve is at $y = 0.51$ and the red curve is at $y = -0.51$ at $x = 7.15\pi$. The point $(7.15\pi, -8.31)$ is highlighted in yellow.

Display Slope Tangent equations

↶ - + ⋮

MATEMÁTICAS: FÓRMULAS MATEMÁTICAS



Cálculos generales en triángulos

La siguiente lista contiene las más conocidas **Fórmulas de la Trigonometría en el plano**. La mayoría de estas relaciones utilizan funciones trigonométricas.

En ellas se utilizarán las siguientes denominaciones: el triángulo ABC tiene

QUÍMICA: TABLA PERIÓDICA (MERCK PTE)



Merck PTE ⓘ

- Search >
- Classification >
- Atomic properties >
- State at room temperature >
- Property ranking >
- Discovery >
- Molar Mass Calculator >
- Glossary >

A digital periodic table with a dark background and color-coded elements. The table includes all elements from Hydrogen (1) to Oganesson (118). The Merck logo is visible in the top right corner.A digital periodic table with a dark background and color-coded elements. The element Darmstadtium (Ds) is highlighted with a large blue box. The box contains the atomic number '110' and the symbol 'Ds'. Below the box is a table with properties for Ds.

M ⓘ

Designation	Darmstadtium
Classification	Transition metals
Group, Period	10, 7
Relative atomic mass	281

MERCK

QUÍMICA: CALCULADORA PARA MOLARIDAD



0 Cal 9:20 AM

ALDRICH
Chemistry

Acid & Base Molarity

Select acid or base ▼

Density: g/mL

Formula weight: g/mol

Weight percentage: % w/w

Desired final volumn: mL

Desired concentration: Molar ▼

Calculate

SIGMA-ALDRICH

Acid & Base Molarity Stock Dilution

0 Cal 9:21 AM

ALDRICH
Chemistry

Stock Solution Dilution

Stock concentration: M ▼

Desired final volumn: L ▼

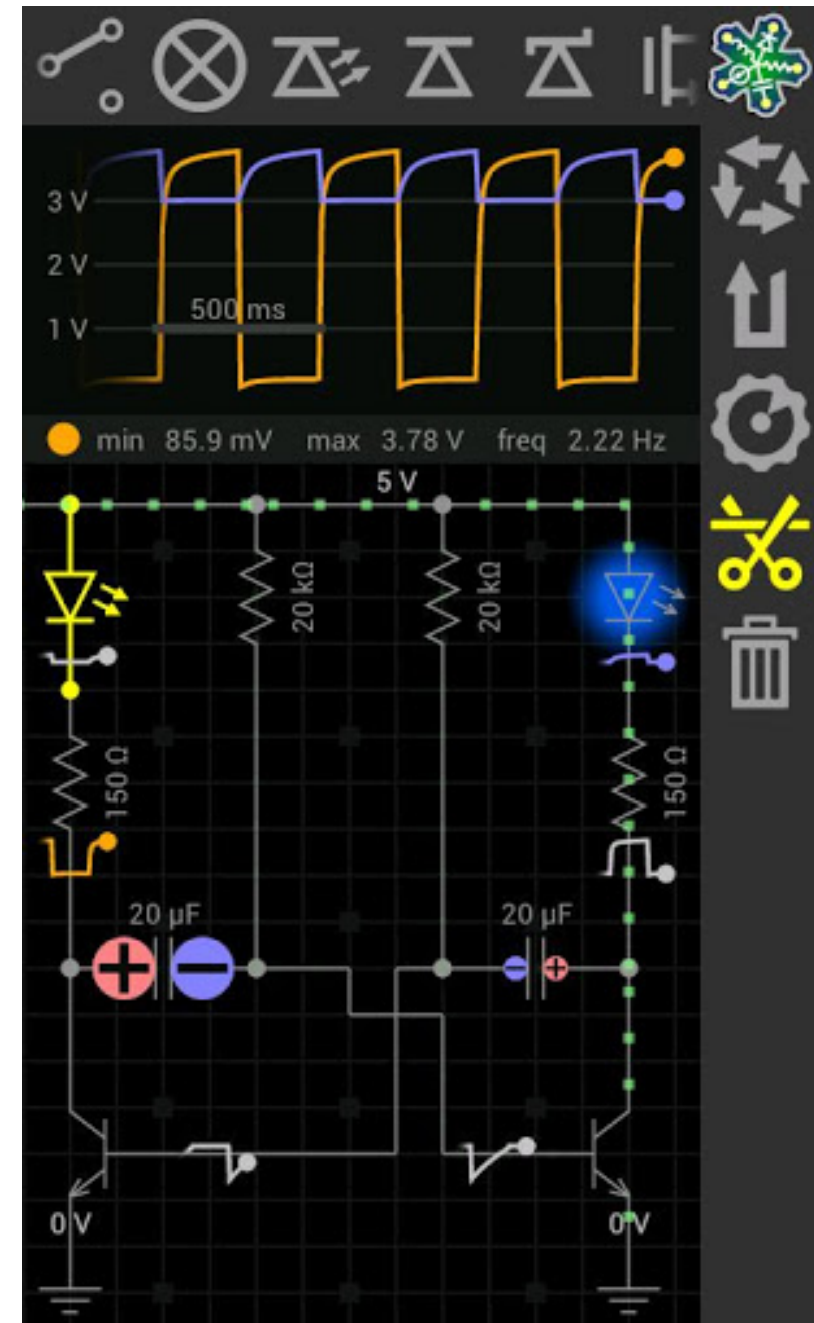
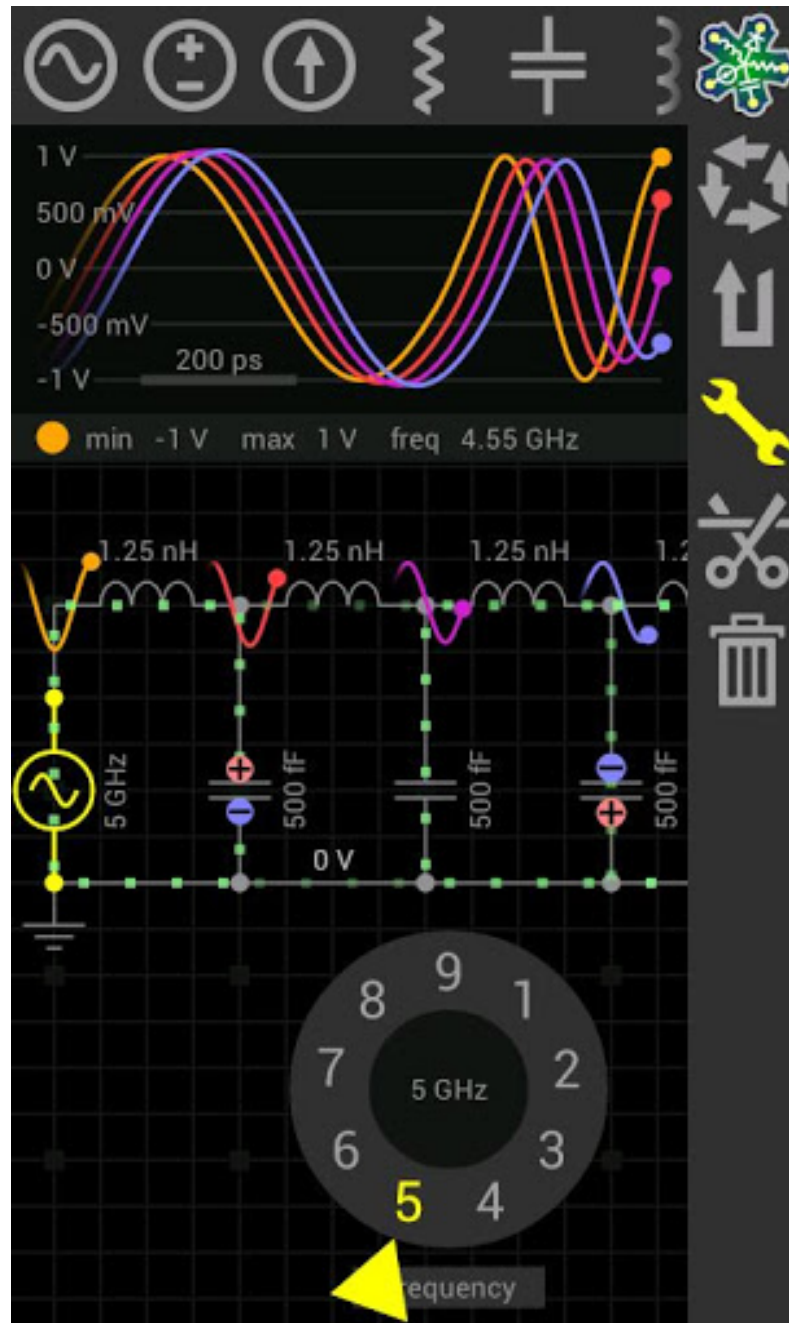
Desired concentration: M ▼

Calculate

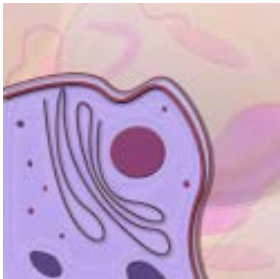
SIGMA-ALDRICH

Acid & Base Molarity Stock Dilution

CIRCUITOS Y ELECTRÓNICA: EVERYCIRCUIT



BIOLOGÍA: ICELL



Plant Show Cell Wall

Peroxisome

TEXT

Basic

Intermediate

Advanced

Peroxisomes contain at least 50 different enzymes involved in the breakdown of harmful chemicals in the cell, such as hydrogen peroxide. In addition, peroxisomes work with the mitochondria to produce energy. In seeds, this energy specifically helps the seed to sprout (germinate).

Animal

Nucleolus

TEXT

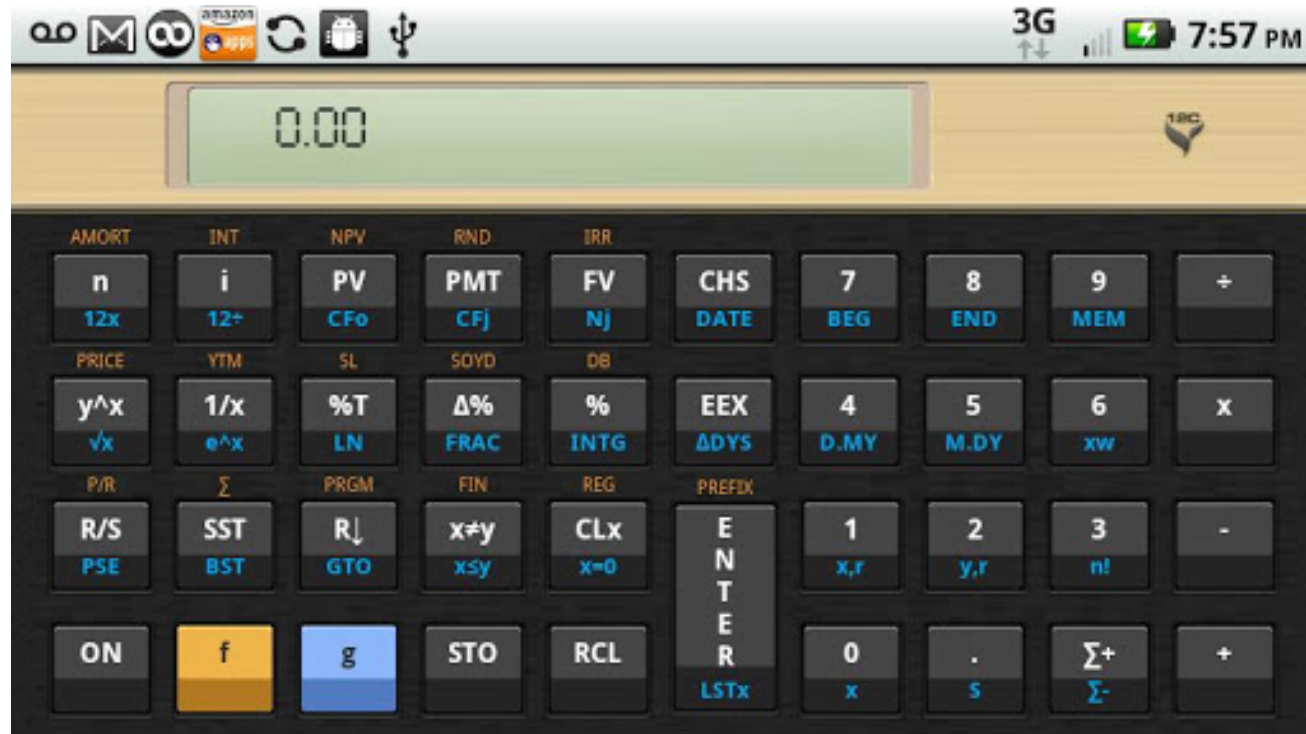
Basic

Intermediate

Advanced

The nucleolus is a dense bundle of DNA and RNA within the nucleus that is responsible for building the various protein and RNA components of ribosomes. The assembled ribosomes move out of the nucleus to the cytoplasm or to the rough endoplasmic reticulum.

MATEMÁTICA FINANCIERA: 12C FINANCIAL CALCULATOR



- Time value of money TVM.
- Cash flow analysis NPV, IRR.
- Amortization.
- Bonds.
- Depreciation.


- Loan payments calculation.
- Statistical analysis.
- Date arithmetic.
- RPN entry.
- Programmable.

FISIOTERAPIA: POCKET PHYSIO



11:54

Back Knee Exercises



Pre-surgery >

Post-surgery >

Home Exercises >
Weeks 1 to 6

Advanced Exercises >

Exercises Reminders Information Contact

11:53

Back Information

Walking with a frame >

Walking with crutches >

Walking upstairs >

Walking downstairs >

Walking programme >

Hip precautions >

Breathing exercises >

Pain management >

Improving circulation >

Exercises Reminders Information Contact

TOPOGRAFÍA: TOPOGRAFÍA (GEOSOFTWARE)



3G 5:28

Cálculos topográficos

ACIMUT PROBLEMA DIRECTO PROBLEMA INVERSO

Calculadora de acimutes.

Coordenadas punto de estación:
Coordenada X Coordenada Y

Coordenadas punto visado:
Coordenada X Coordenada Y

Centesimales Sexagesimales

Limpiar

Calcular

Resultados
Acimut:
Distancia:

3G 5:30

Cálculos topográficos

ACIMUT PROBLEMA DIRECTO PROBLEMA INVERSO

Problema inverso

Conversión de coordenadas UTM a Geodésicas

ESTE: NORTE:

Landa Mc del lugar:

Precision requerida:

SGR-80 Hayford

Calcular Limpiar

Resultados:
Phi:
Landa:

CONTABILIDAD: BOOK KEEPER FINANCE ACCOUNTING



Book Keeper

Masters Transactions Display Report Read Me

- Create Account
- Alter Account
- Delete Account
- Inventory Info
- Create Tax Account

Book Keeper

Masters Transactions **Display Report** Read Me

Period Selected: 01-12-2012 to 31-12-2012

- Balance Sheet
Assets, liabilities and ownership equity are listed
- Trading/Profit & Loss Account
Summarizes the revenues, costs and expenses incurred
- Day Book
Lists all the financial transactions of a particular date
- Trial Balance
Balances of all accounts are compiled into debit and credit columns
- Ledger
Displays various accounts with starting/ending balances and transaction details
- Inventory Summary
Displays the closing/opening inventory value as on a particular date
- Tax Computation
View input/output tax amounts & overall tax amount you owe